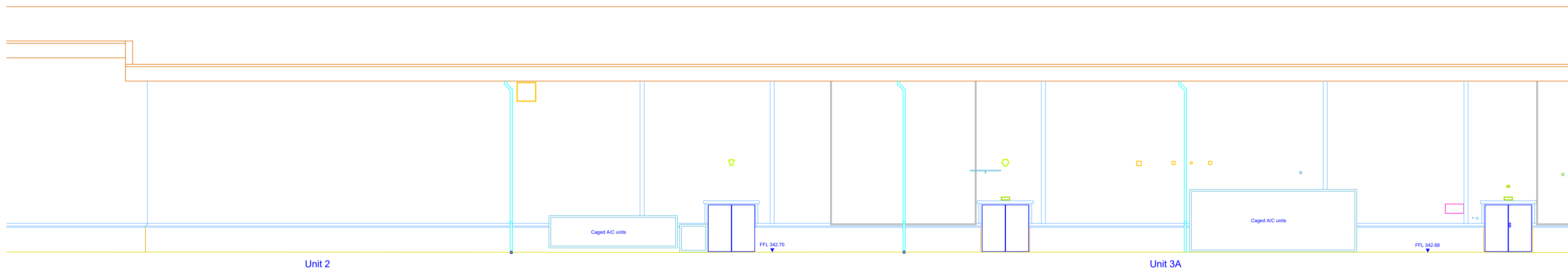



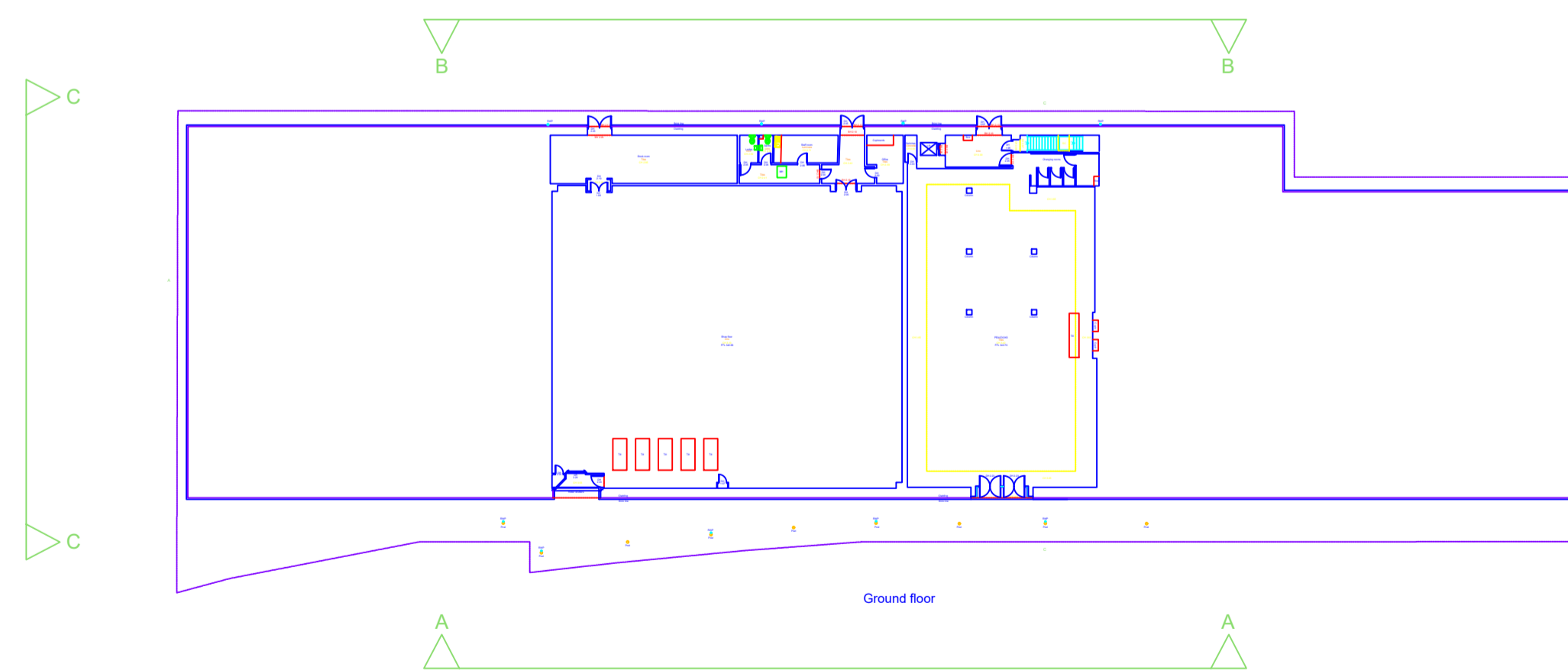
UNITS 2 & 3A Lakeside Retail Park Brynmawr Storefront- Elevation A:A Scale 1:100 @A1




UNITS 2 & 3A Lakeside Retail Park Brynmawr Rear Elevation- Elevation B:B Scale 1:100 @A1



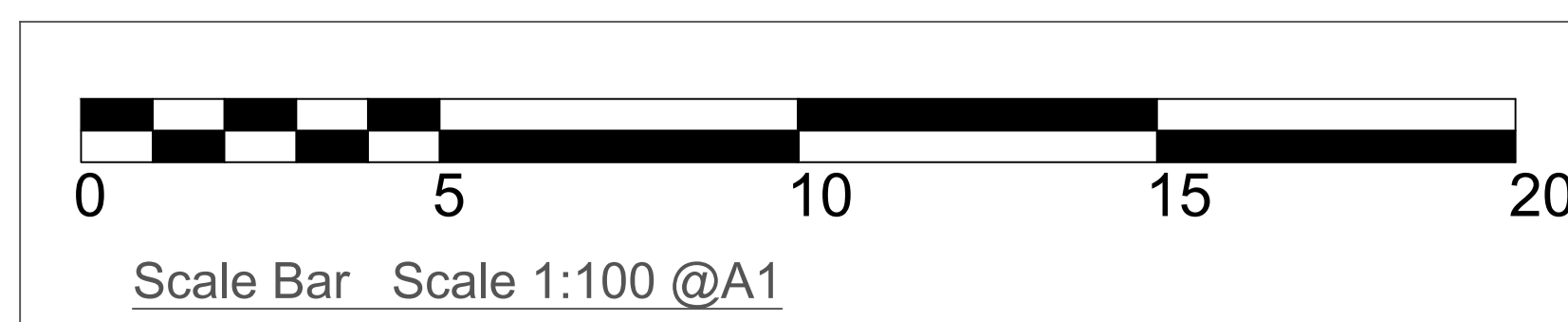
UNITS 2 & 3A Lakeside Retail Park Brynmawr North Elevation- Elevation C:C Scale 1:100 @A1



UNITS 2 & 3A Lakeside Retail Park Brynmawr Existing Plan Scale 1:500 @A1



UNITS 2 & 3A Lakeside Retail Park Brynmawr
EXISTING ELEVATIONS | Scale 1:100,1:500 @A1



REV	DESCRIPTION	DATE	DRN. BY

CDS / group

Unit 11, The Quadrangle, Abbey Park,
 Romsey, Hampshire, SO51 9DL
 Tel: 0845 674 4420
 cds@group.co.uk
 © CDS Group Services Limited

Existing Elevations

SCALE 1:100,1:500 @ A1	DATE October 2021	DRAWN BY Graham Disley
DRAWING No. 0000-200	REV A	REQ. BY **

BRANCH
BRYNMAWR